



SUNTUF® DIY

Profiled Polycarbonate Sheet



Overview

SUNTUF® DIY is a lightweight, impact-resistant, and easy-to-install corrugated roofing sheet.

Enjoy your outdoor spaces, rain or shine, by installing the industry-leading polycarbonate roofing solution for home improvement projects. Whether you're covering your patio, pergola, or deck, completing a storage shed, or building your own carport, SUNTUF® is a homeowner's first choice for transforming outdoor spaces.

Available with clear roofing options and in a variety of designer colours with built-in UV protection, the panel itself and everything underneath it is protected from the sun.

Make your home bright and comfortable all year long with natural daylight.




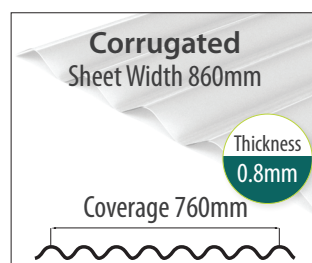
www.palram.com.au

Main Benefits







- Lightweight & easy to install
- Hail & impact resistant
- Transparent: up to 90% light transmission
- Weather & UV resistant
- For every budget & application
- Requires minimal maintenance
- Balance shade & daylight
- Blocks 99.9% of harmful UV radiation
- Wide service temperature range
- Meets the highest fire-retardant standards
- Limited lifetime warranty
- High fire performance rating
- Versatility

Typical Applications






- Gazebos or pergolas
- Balconies and verandas
- Outdoor play or family areas
- Sunrooms
- Domestic swimming pools
- Canopies and awnings
- Carports or garages (parking shelters)
- Skylights
- Hobby greenhouses



Colours

 <p>Grey Light Transfer 20% Heat Transfer 43%</p>	 <p>Bronze Light Transfer 25% Heat Transfer 48%</p>	 <p>Clear Light Transfer 90% Heat Transfer 86%</p>
 <p>Cream Light Transfer 44% Heat Transfer 33%</p>	 <p>White Opal Light Transfer 45% Heat Transfer 40%</p>	 <p>White Diffused Light Transfer 85% Heat Transfer 80%</p>

Solar Smart Colours

 <p>Solar Ice Light Transfer 25% Heat Transfer 35%</p>	 <p>Solar Control Light Transfer 20% Heat Transfer 34%</p>	 <p>Metallic Jasper Light Transfer 15% Heat Transfer 16%</p>
 <p>Sandune Light Transfer 15% Heat Transfer 15%</p>	 <p>Smart Grey (Prev Transparent Grey) Light Transfer 20% Heat Transfer 35%</p>	

UV Blocking and Resistance

SUNTUF withstands the adverse effects of UV radiation, effectively blocking 99.9% of harmful UV rays.

Flammability

SUNTUF complies with the most demanding international fire resistance standards in the field of plastics, as indicated in the detailed table herein. The classification is subject to product type, thickness and colour.

Method	Classification*
AS/NZS	1530.3:1999

* For more detailed information please contact your Palram distributor

Warranty Installation Guide

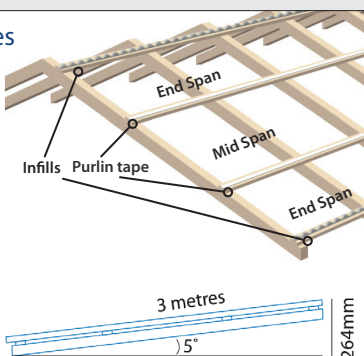


Installation Guidelines

Step 1 - Purlins & Accessories

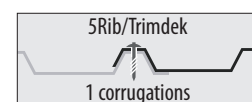
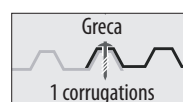
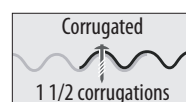
Ensure that your roof pitch is at least 5°, ie. 88mm rise per lineal metre. This will ensure adequate water run off.

Maximum Purlin Spacings		
Profile	End Span	Mid Span
Corri	800mm	1000mm
Greca	900mm	1200mm
5 Ribs	900mm	1200mm




Step 2 - Fixing & Overlap


Fixing at crests		
Profile	End Span	Mid Span
Corri	every 2nd	every 3rd
Greca	every 2nd	every 3rd
5 Ribs	All	5 Ribs



Step 3 - Capping & Flashings for various installations



APEX ROOF - Fit barge capping to edge of sheet and ridge capping to the apex. Secure using recommended fixing screws.

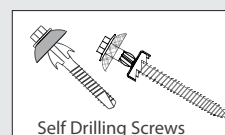

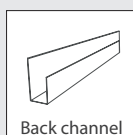



AGAINST A WALL/FASCIA - Fit barge capping to edge of sheet and apron flashing at the wall or fascia. Secure using recommended fixing screws.



UNDER A GUTTER - Fit Back channel flashing with foam infill strips under gutter prior to laying sheets and Barge Capping to edge of sheet.

Accessories



OneShot® fixing features a Class 4 coating for superior corrosion resistance. Self Drilling Screws can save up to 50% installation time.

Warranties only apply to installations and maintenance that follow Palram installation instructions and specifications.



PALRAM SA/NT
517A Cross Keys Road
Cavan SA 5094
Tel: (08) 8262 2288
Fax: (08) 8262 3388
salessa@palram.com

PALRAM NSW/ACT
Unit 2, 26 Redfern St.
Wetherill Park, NSW 2164
Tel: (02) 8788 6100
Fax: (02) 8788 6199
salesnsw@palram.com

PALRAM QLD
Unit 9C / 380 Bilsen Road
Geebung QLD 4034
Tel: (07) 3172 5581
Fax: (07) 3172 5516
salesqld@palram.com

PALRAM VIC/TAS
34 Buys Court
Derrimut VIC 3030
Tel: (03) 9219 4444
Fax: (03) 9219 4455
salesvic@palram.com

PALRAM WA
74 Christable Way
Landsdale WA 6065
Tel: (08) 9302 4173
Fax: (08) 9302 5287
saleswa@palram.com



606257 - 11.2023

In as much as Palram Industries has no control over the use to which others may put the material, it does not guarantee that the same results as those described herein will be obtained. Each user of the material should make his own tests to determine the material's suitability for his own particular use. Statements concerning possible or suggested uses of the materials described herein are not to be construed as constituting a license under any Palram Industries patent covering such use or as recommendations for use of such materials in the infringement of any patent. Palram Industries or its distributors cannot be held responsible for any losses incurred through incorrect installation of the material. In accordance with our company policy of continual product development you are advised to check with your local Palram Industries supplier to ensure that you have obtained the most up to date information.

©1997 Palram Industries Ltd. | SUNTUF® is a trademark of Palram Industries Ltd.

www.palram.com.au

